







Tech Talks: iPhone 101

Get the most benefit by knowing your home screen options and basic settings

Home Screen

<p>Status Icons</p> <p>View signal and battery status at the top of the screen.</p>	
<p>Moving/Deleting Apps</p> <p>Organize your home screen and remove unwanted apps. <i>(Hold down on empty space until apps wobble > move app icon to desired location > touch minus sign to remove or delete unwanted apps > touch Done)</i></p>	
<p>App Dock</p> <p>Place your most popular apps onto the dock at the bottom of the screen. <i>(Hold down on empty space on home screen > move app icons off/on dock area)</i></p>	
<p>Creating App Folders</p> <p>Organize your home screen by grouping apps into folders. <i>(Hold down on app icon > drag icon over the top of another app you wish to make a folder with)</i></p>	
<p>App Library</p> <p>View all your apps in the app library. <i>(Swipe from right to left until you reach the end of the home screen)</i></p>	
<p>App Switcher</p> <p>Quickly navigate between multiple open apps. <i>(Swipe up slowly from the very bottom right of screen > Scroll and choose the app you wish to use)</i></p>	
<p>Search</p> <p>Search your device or the Internet from the general search bar. <i>(Pull down from any empty space on home screen > type or speak your keyword search)</i></p>	




Tech Talks: iPhone 101

Get the most benefit by knowing your home screen options and basic settings

❑ Control Center

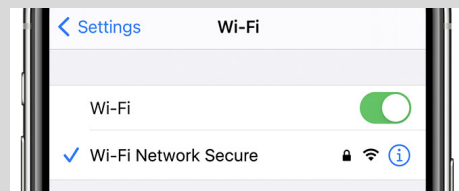
Access the key functions of your device. *(Swipe down from top right of the screen if your iPhone has no home button / Swipe up from the bottom of the screen if your iPhone has a home button)*



Settings

❑ WiFi

Connect to WiFi to save data and speed up your Internet connection. *(Settings > Wi-Fi > Turn on (green) > Choose Network)*




❑ Notifications

Take control of the ways your device communicates with you. *(Settings > Notifications > Choose notification type for each app)*



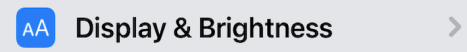
❑ General

View your device info and keep your device software up-to-date. *(Settings > General > About & Software Update)*



❑ Display and Brightness

Set the text-size and screen display so you can easily view content. *(Settings > Display and Brightness > Text Size & Zoomed)*



❑ Siri and Search

Conveniently use the features of your device hands-free with the voice assistant, Siri. *(Settings > Siri and Search > customize Siri options)*

