



Tech Talks: Smartphone 101 (Apple)

Get the most benefit by knowing your home screen options and basic settings

Home Screen

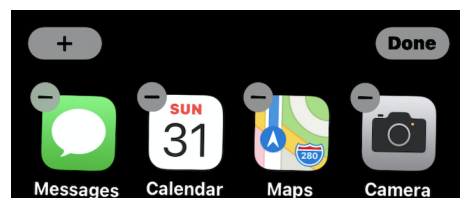
❑ Status Icons

View signal and battery status at the top of the screen.



❑ Moving & Deleting Apps

Organize your home screen and remove unwanted apps. *(Hold down on empty space until apps wobble > move app icon to desired location > touch minus sign to remove or delete unwanted apps > touch Done)*




❑ App Dock

Place your most popular apps onto the dock at the bottom of the screen. *(Hold down on empty space on home screen > move app icons off/on dock area)*




❑ Creating App Folders

Organize your home screen by grouping apps into folders. *(Hold down on app icon > drag icon over the top of another app you wish to make a folder with)*



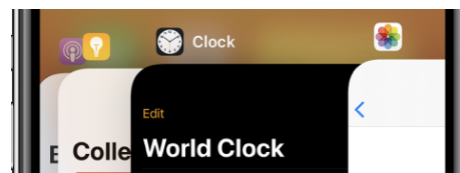
❑ App Library

View all your apps in the app library. *(Swipe from right to left until you reach the end of the home screen)*



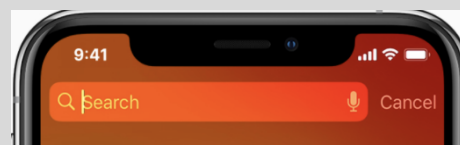
❑ App Switcher

Quickly navigate between multiple open apps. *(Swipe up slowly from the very bottom right of screen > Scroll and choose the app you wish to use)*



❑ Search

Search your device or the Internet from the general search bar. *(Pull down from any empty space on home screen > type or speak your keyword search)*






Tech Talks: Smartphone 101 (Apple)

Get the most benefit by knowing your home screen options and basic settings



❑ Control Center

Access the key functions of your device. (Swipe down from top right of the screen if your iPhone has no home button / Swipe up from the bottom of the screen if your iPhone has a home button)



Settings

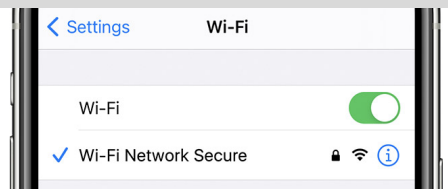
❑ Control Center (cont'd)

Customize your favorite features in the control center settings. (Settings > Control Center > tap  &  to add or remove controls from the control center)



❑ WiFi

Connect to WiFi to save data and speed up your Internet connection. (Settings > Wi-Fi > Turn on (green) > Choose Network)




❑ Notifications

Take control of the ways your device communicates with you. (Settings > Notifications > Choose notification type for each app)



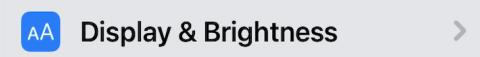
❑ General

View your device info and keep your device software up-to-date. (Settings > General > About & Software Update)



❑ Display and Brightness

Set the text-size and screen display so you can easily view content. (Settings > Display and Brightness > Text Size & Zoomed)



❑ Siri and Search

Conveniently use the features of your device hands-free with the voice assistant, Siri. (Settings > Siri and Search > customize Siri options)

