



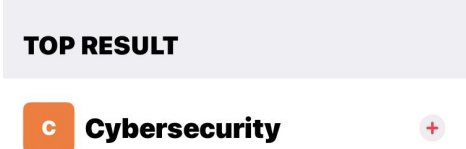
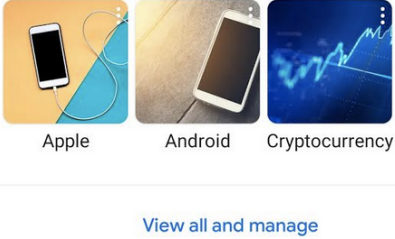


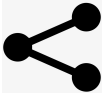





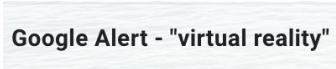


Tech Talks: News Strategies & Apps (Apple/Android)

Exploring strategies and apps for managing your digital news

There are so many mobile apps communicating digital information. How do you manage all this news? How do you focus on what is most helpful?

Strategies	Apple	Android
<p>News Apps Download and use apps from your trusted news source</p> 	<p>Open App Store > Search “News” > Get > Open</p> 	<p>Open Play Store > Search “News” > Install > Open</p> 
<p>Aggregators Get the information you need by customizing the inputs of a news aggregator</p>  <p>(Apple News, Google News, Feedly)</p>	<p>Apple News App > Following > Search for topic OR Discover Channels & Topics > plus sign</p> 	<p>Google News App > Following > View all and manage</p> 
<p>Text to Speech Listen to news by sharing articles to 3rd-party app</p> 	<p>From desired article > Find Share icon (square/arrow top-right) > Select “Pocket” from apps row > Save</p> 	<p>From desired article > Find Share icon (node icon bottom-right) > Select “Add to Pocket” from apps row</p> 

More Strategies	Apple	Android
<p>Home Screen Shortcuts</p> <p>Focus on what is most important by creating shortcut to specific webpage (Surflife - Pleasure Point)</p> 	<p>Locate desired webpage on Safari > Share button > Add to Home Screen</p> 	<p>Locate desired webpage on Chrome > 3 dot menu (top right) > Add to Home screen</p> 
<p>Google Alerts Receive daily email notifications on specific topics of importance</p> 	<p>From web browser (Chrome/Safari) visit "google.com/alerts" > Login to your Google Account (top right) > Create email alerts for topics of interest</p> 