




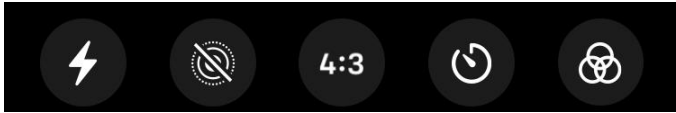
# TechTalks: All About Photos (Apple)

Make the most of your camera and photos



## Settings

iPhone Settings > Photos >	iPhone Settings > Camera >
<ul style="list-style-type: none"> <li>• iCloud Photos (on/off) <ul style="list-style-type: none"> <li>◦ Optimize iPhone Storage OR Keep Originals</li> </ul> </li> <li>• iCloud storage options (5GB, etc.)</li> <li>• Shared Albums (on/off)</li> </ul>	<ul style="list-style-type: none"> <li>• Video record resolution settings (e.g. 1080p)</li> <li>• Scan QR code</li> <li>• Grid</li> <li>• Smart HDR</li> </ul>




## Camera Features

Basics	More Camera features
<ul style="list-style-type: none"> <li>• Front/Back Camera</li> <li>• Live Photo</li> <li>• Portrait Mode</li> <li>• Built-in QR code reader/PDF scanner</li> <li>• Hold down vs. Tapping shutter</li> </ul>	<p>Photo options: </p>  <p>Flash   Live Photo   Ratio   Timer   Filters</p>

## Editing and Sharing Photos

Basics	Sharing options
 <p>Share   Favorite   Edit   Delete</p> <p>Editing Favorites:</p> <ul style="list-style-type: none"> <li>• Auto</li> <li>• Live Photo (choose your frame)</li> <li>• Crop</li> </ul>	<ul style="list-style-type: none"> <li>• AirDrop</li> <li>• Text Message</li> <li>• Email</li> <li>• Social Media</li> <li>• And more... (e.g. Google Lens)</li> </ul> <div style="border: 1px solid black; padding: 5px; width: fit-content;"> <p>Search with Google Lens </p> </div>

## Creating and Sharing Albums

Albums > Make New Album 	 Menu (top right) > Share Photos 
<ul style="list-style-type: none"> <li>• Albums (bottom)</li> <li>• Plus sign (top)</li> <li>• Choose New Album or New Shared</li> <li>• Name Album</li> <li>• Select images for the Album</li> </ul>	<ul style="list-style-type: none"> <li>• Options &gt; iCloud Link (if you use iCloud)</li> <li>• AirDrop</li> <li>• Text Message</li> <li>• Email</li> <li>• Social Media</li> </ul>

Updated 05/26/2021



# TechTalks: All About Photos (Apple)

Make the most of your camera and photos

## Photo Terms

Megapixel	Graphic resolution equivalent to one million pixels
Camera Sensor	Expensive part of camera, determines image quality, determines lens options
HDR - High Dynamic Range	3 photos at different exposures and blends
Aperture	Opening in which light can enter
NFC	Near Field Communication

## Image File Types

RAW	Highest quality, unprocessed file generated from camera sensor
JPEG - Joint Photographic Experts Group (Most Compatible)	Most widely used format with varying degrees of compression and file size
PNG - Portable Network Graphic	High quality format for web images and images with transparency
HEIF - High Efficiency Image File HEVC - High Efficiency Video Coding	Offers better compression than JPEG, so these files use less storage space but maintain the same high resolution visual quality
GIF - Graphics Interchange Format	Small file size, low quality images animations
PDF - Portable Document Format	Electronic image of text or text and graphics that can be viewed, printed, and electronically transmitted

Updated 05/26/2021