









# Tech Talks: Smartphone 101 (Apple)

Get the most benefit by knowing your home screen options and basic settings

## Home Screen

<p><input type="checkbox"/> <b>Status Icons</b></p> <p>View signal and battery status at the top of the screen.</p>	
<p><input type="checkbox"/> <b>Moving &amp; Deleting Apps</b></p> <p>Organize your home screen and remove unwanted apps. <i>(Hold down on empty space until apps wobble &gt; move app icon to desired location &gt; touch minus sign to remove or delete unwanted apps &gt; touch Done)</i></p>	
<p><input type="checkbox"/> <b>App Dock</b></p> <p>Place your most popular apps onto the dock at the bottom of the screen. <i>(Hold down on empty space on home screen &gt; move app icons off/on dock area)</i></p>	
<p><input type="checkbox"/> <b>Creating App Folders</b></p> <p>Organize your home screen by grouping apps into folders. <i>(Hold down on app icon &gt; drag icon over the top of another app you wish to make a folder with)</i></p>	
<p><input type="checkbox"/> <b>App Library</b></p> <p>View all your apps in the app library. <i>(Swipe from right to left until you reach the end of the home screen)</i></p>	
<p><input type="checkbox"/> <b>App Switcher</b></p> <p>Quickly navigate between multiple open apps. <i>(Swipe up slowly from the very bottom right of screen &gt; Scroll and choose the app you wish to use)</i></p>	
<p><input type="checkbox"/> <b>Search</b></p> <p>Search your device or the Internet from the general search bar. <i>(Pull down from any empty space on home screen &gt; type or speak your keyword search)</i></p>	




# Tech Talks: Smartphone 101 (Apple)

Get the most benefit by knowing your home screen options and basic settings

## ❑ Control Center

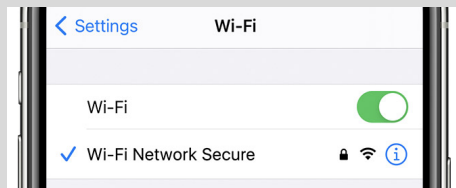
Access the key functions of your device. *(Swipe down from top right of the screen if your iPhone has no home button / Swipe up from the bottom of the screen if your iPhone has a home button)*



## Settings

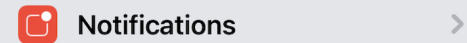
### ❑ WiFi

Connect to WiFi to save data and speed up your Internet connection. *(Settings > Wi-Fi > Turn on (green) > Choose Network)*




### ❑ Notifications

Take control of the ways your device communicates with you. *(Settings > Notifications > Choose notification type for each app)*



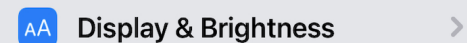
### ❑ General

View your device info and keep your device software up-to-date. *(Settings > General > About & Software Update)*



### ❑ Display and Brightness

Set the text-size and screen display so you can easily view content. *(Settings > Display and Brightness > Text Size & Zoomed)*



### ❑ Siri and Search

Conveniently use the features of your device hands-free with the voice assistant, Siri. *(Settings > Siri and Search > customize Siri options)*

